




RDL[®]
Radio Design Labs

SPECIALISTS IN PRACTICAL PRECISION ENGINEERING™

FLAT-PAK™ SERIES Model FP-BUC2 Balanced to Unbalanced Converter

- Stereo Balanced to Unbalanced Audio Conversion
- Connectorized Audio Converter
- Output Level Trim
- Low Noise and Distortion
- Cabinet, Shelf or Rack Mounting
- Convenience of RDL FLAT-PAKs



The FP-BUC2 is part of the group of versatile FLAT-PAK products from Radio Design Labs. The unique FLAT-PAK case can be directly screwed or bolted to cabinets or shelves. Optionally available rack-mounting accessories permit single or multiple FLAT-PAK module mounting. All FLAT-PAK modules are supplied with a power interconnect cable for daisy-chaining multiple modules from a single power supply.

APPLICATION: The FP-BUC2 is the ideal choice for connectorized conversion from balanced to unbalanced audio. This module features two identical active (transformerless) channels. Gold contact XLR jacks are utilized for the balanced input channels. Each output is unbalanced, connected through a gold-plated phono jack. A level trim potentiometer is provided for each channel. Power connections are made using either the full-size barrier block terminals or a dc power jack located in one end panel. A second dc power jack is provided on the other end panel for connecting additional FLAT-PAK modules.

The normal level setting is indicated for the trimming potentiometer. This setting produces a -10 dBV unbalanced output for a +4 dBu balanced input. The gain is adjustable +/-6 dB from the normal gain. A -10 dBV output signal is possible from input signals ranging from -2 dBu to +10 dBu.

The FP-BUC2 circuitry features low noise and distortion, excellent headroom and crosstalk performance and the superior audio clarity for which RDL products are known. The FP-BUC2's low profile and compact size permit mounting in confined spaces and in various locations in equipment racks. The location of the input/output jacks permits high-density mounting against flat surfaces while maintaining accessibility to the connectors. Installations requiring multiple connectorized audio converters are ideally designed using FP-BUC2s affixed to rack sides, or by mounting them to either the front or rear rack rails using the RDL FP-RRR.


Wherever convenient, economical, high performance, connectorized two-channel audio format conversion is required, the FP-BUC2 is the ideal choice. Use the FP-BUC2 individually, or combine it with other RDL RACK-UP®, STICK-ON®, TX™, or FLAT-PAK series products as part of a complete audio/video system.

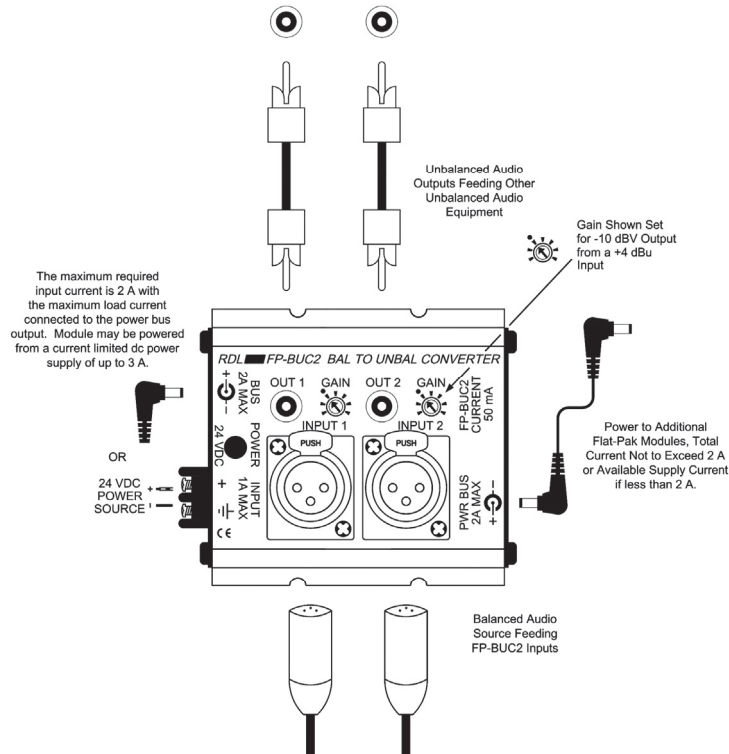
FLAT-PAK™ SERIES

Model FP-BUC2

Balanced to Unbalanced Converter

Installation/Operation

 Declaration of Conformity available from rdlnet.com.
Sole EMC specifications provided on product package.
Specifications are subject to change without notice.



TYPICAL PERFORMANCE

Amps per FP-BUC2:

Gain:

Input level:

Input impedance:

Input configuration:

Output Level:

Output impedance:

Output configuration:

Frequency Response:

THD+N:

IMD:

Headroom:

Noise:

CMRR:

Crosstalk:

Power Requirement:

Overall Dimensions:

2 identical circuits (stereo or dual mono operation)

+/- 6 dB adjustable (relative to -10 dBV output for +4 dBu input);

(separate controls for each channel)

-2 dBu to +10 dBu (for -10 dBV output)

20 k Ω

Balanced bridging

-10 dBV

75 Ω (drives 600 Ω or 10 k Ω unbalanced lines)

Unbalanced

10 Hz to 40 kHz (+/- 0.1 dB)

< 0.005% (10 Hz to 40 kHz)

< 0.005%

> 18 dB (at rated output level of -10 dBV)

< -90 dB (referred to -10 dBV, 20 Hz to 20 kHz)

Typ. -95 dB (rel. -10 dBV, "A-Weighted")

>50 dB (20 Hz to 5 kHz)

Better than -90 dB (20 Hz to 20 kHz)

24 Vdc @ 50 mA, Ground-referenced

Height: 1.29 in. 3.28 cm

Width: 3.25 in. 8.26 cm

Length: 4.07 in. 10.34 cm

Radio Design Labs Technical Support Centers

U.S.A. (800) 933-1780, (928) 778-3554; Fax: (928) 778-3506

Europe [NH Amsterdam] (+31) 20-6238 983; Fax: (+31) 20-6225-287